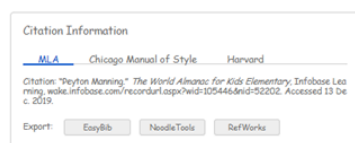


# EDUCATOR'S GUIDE

Erasing the line between homework support and fun exploration, *The World Almanac® for Kids Elementary* is a general reference resource that's ideal for younger students because it provides them with a wealth of elementary-level content in a kid-friendly format that is perfect for helping them develop their emergent research skills in a safe online environment. Students will enjoy the easy-to-navigate layout, colorful and engaging interface, illustrated articles, short but informative videos, and fun interactive resources, all of which make learning fun! This resource will help elementary students gather information for all of their research needs using exclusive, age-appropriate content covering a variety of subject areas, all of which is written especially with the younger student in mind. Articles are relatively short and easy to read so they do not overwhelm the new researcher. Teachers can also use this resource to enhance their lessons with grade-appropriate support materials such as printable and interactive worksheets, graphic organizers, classroom management forms, and diagrams.

## *The World Almanac® for Kids Elementary* will help students:

- ◆ choose an age-appropriate online resource that includes sufficient information to report on a specific topic
- ◆ search an online resource to find relevant information about their topic and then quote or paraphrase it correctly
- ◆ recognize the importance of giving credit to the source of the information they find using the correct format
- ◆ use different types of media (videos, games, puzzles) to activate prior knowledge and to learn and retain new information
- ◆ further develop cognitive skills while navigating through the site to locate information they need



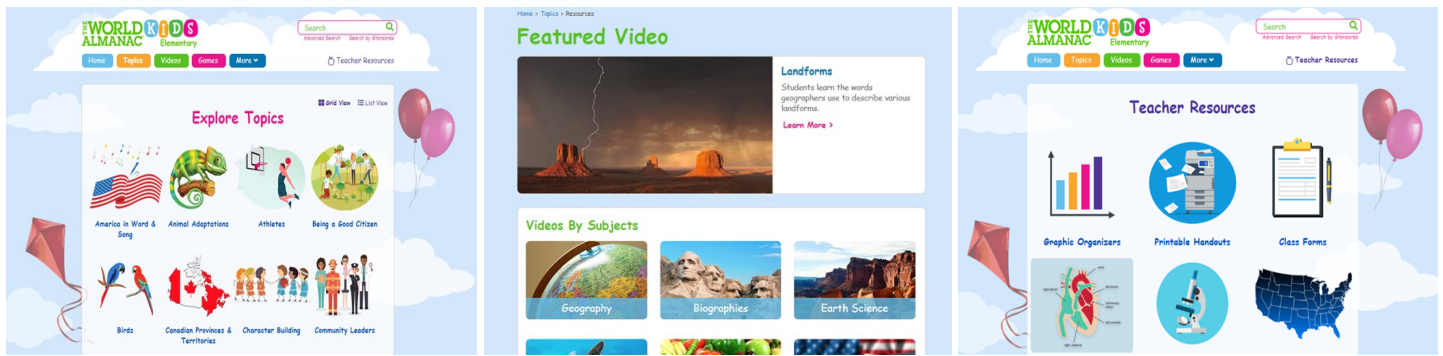
## Feature Highlights

1. Dynamic citations in MLA, CMS, and Harvard, plus export to EasyBib, NoodleTools, and RefWorks
2. Authentication options such as library bar code, IP address, and Referring URL
3. A variety of integration options and partners, including Clever, Schoology, Follett One Search, and several others
4. Google Tools: Share to Google Classroom and Google Translate (100+ languages)
5. Search by standards: Common Core, C3 Framework, state, national, Canadian provincial, and various international standards to find correlating articles



## A Wealth of Content Curated Specifically for Younger Students

1. **30+ Topic Centers Covering Core Subjects** such as Reading, Math, Science, Geography, and Social Studies
2. **Six Topic Centers Featuring Biographies** of Hundreds of Individuals from a Number of Professions, Including Athletes, Entertainers, Explorers, Famous Americans, Inventors, Scientists, and U.S. Presidents
3. **400+ Short, Engaging Videos** Providing Visual Support for the Article-Based Content
4. **125+ Fun Facts** That Help Get Students Excited to Learn New Information About Any Subject
5. **More Than 230 Printable Science Projects**, Including 30+ Projects Suitable for Students with Special Needs
6. **Nearly 100 Interactive Resources** Consisting of Crossword and Word Search Puzzles, Worksheets, and Games
7. **300 Detailed, Printable Black & White and Full-Color Science Diagrams**—Viewable as PDFs
8. **265 Topographical Maps** Created by Infobase’s Own In-House Cartographers
9. **265 Full-Color Flags** Representing the U.S. States, the Canadian Provinces, and the Countries of the World
10. **Hundreds of Printable Handouts**, Including Student Activities, Graphic Organizers, Outline Maps, and Outline Flags
11. **40+ Classroom Management Forms:** Awards, Checklists, Newsletters, Progress Reports, Reading Log, etc.



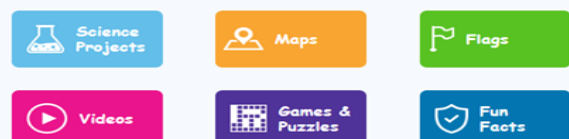
### Kid-Friendly Home Page



*The World Almanac® for Kids Elementary* features a dynamic homepage that invites students to jump right into the content in a number of fun and interactive ways, including:








































- ◆ **Today’s Game** showcases an interactive game, puzzle, or quiz, along with a link to many more
- ◆ Interactive **Did You Know?** feature, with a “Learn More” link to encourage exploration after viewing the correct answer
- ◆ A **Featured Topics** section highlighting the newest and most popular topic centers
- ◆ **Explore Resources** provides instant access to specific types of resources, including videos, games, science projects, maps, flags, fun facts, and homework help

#### Explore Resources




# Engage Students with Interesting Topics, Fun Games, and Challenging Interactives

## A Wide Range of Subjects for Every Area of the Curriculum

 <b>Biographies</b> Athletes	 <b>Biographies</b> Entertainers	 <b>Biographies</b> Explorers	 <b>Biographies</b> Famous Americans	 <b>Biographies</b> Scientists & Inventors
 <b>Biographies</b> U.S. Presidents	 <b>Earth Science</b> Earth	 <b>Earth Science</b> Solar System	 <b>Earth Science</b> Weather & Climate	 <b>Geography</b> Canadian Provinces & Territories
 <b>Geography</b> Countries of the World	 <b>Geography</b> Maps, Globes, & Landforms	 <b>Geography</b> The 50 States	 <b>Health &amp; Guidance</b> Character Building	 <b>Health &amp; Guidance</b> Nutrition & Me
 <b>Language Arts</b> Reader's Corner	 <b>Life Science</b> Animal Adaptations	 <b>Life Science</b> Birds	 <b>Life Science</b> Fish & Aquatic Life	 <b>Life Science</b> Flowers, Plants, & Trees
 <b>Life Science</b> Habitats in Our World	 <b>Life Science</b> Insects, Spiders, & Worms	 <b>Life Science</b> Mammals	 <b>Life Science</b> Our Senses	 <b>Life Science</b> Reptiles & Amphibians
 <b>Math</b> Geometry	 <b>Math</b> Measurements	 <b>Physical Science</b> Energy	 <b>Physical Science</b> Forces & Motion	 <b>Physical Science</b> Matter
 <b>Physical Science</b> Sound & Light	 <b>Social Studies</b> America In Word & Song	 <b>Social Studies</b> Being a Good Citizen	 <b>Social Studies</b> Community Leaders	 <b>Social Studies</b> Families, Neighborhoods, & Communities
 <b>Social Studies</b> First Civilizations	 <b>Social Studies</b> Holiday Celebrations	 <b>Social Studies</b> U.S. Government	 <b>Social Studies</b> U.S. Symbols & Landmarks	<b>New Topics Added Regularly!</b>


## Fun, Interactive Learning Games and Worksheets

*The World Almanac® for Kids Elementary* includes dozens of fun, immersive learning games and interactive drag-and-drop worksheets covering a number of key subject areas such as Geography, Math, and Science. They are designed to provide age-appropriate opportunities for students to activate prior knowledge, receive additional practice, or ensure mastery of the content.



## Challenging Puzzles and Test-Your-Knowledge Quizzes

*The World Almanac® for Kids Elementary* features an assortment of multiple-choice “Test Your Knowledge” quizzes that can be used as review activities or as formative or summative assessments to accompany an assigned reading, along with interactive crossword and word search puzzles that simultaneously engage and challenge even your best students.



## Lesson and Project Ideas for Educators Using *The World Almanac® for Kids Elementary*

In addition to using *The World Almanac® for Kids Elementary* as a general reference resource, take the opportunity to be a bit more creative by using the fun topics and interactive resources to engage students in new and different ways. Here are some suggested lessons and project ideas for using *The World Almanac® for Kids Elementary* in ways that will help teachers do just that.

### Lesson/Project Ideas using *The World Almanac® for Kids Elementary*

**Research 101: Gathering Information** *The World Almanac for Kids Elementary* is a great resource for introducing your emerging student researchers to the proper way to identify and gather key information about a chosen topic, aka note-taking. Choose an article on any topic from the database and ask students, working alone or in pairs, to highlight, underline, or copy down the most important pieces of information contained in the article. Go around the room and ask each student/pair to read one of their selections aloud and then write it on the board. Once all (or enough) pieces of information have been gathered, discuss, as a class, which pieces of information might be important enough to be included in an essay or research paper and why.

**Research 101: Avoiding Plagiarism** It's important for students at a very early age to know what plagiarism is, understand why it's wrong, and learn how to avoid doing it. After providing students with a definition of plagiarism and telling them why they shouldn't do it, choose a sentence or two from one of the articles in *The World Almanac for Kids Elementary* and display it on the board or screen for the class, along with three or four rewritten/paraphrased versions, asking students to identify which one(s) would be considered plagiarism. The additional versions should include one that's completely or nearly identical to the original, one or two that are partially paraphrased but also partially identical, and one that's a proper paraphrase. Be sure to explain why only one is correct.



**Research 101: Citing Sources** Along with avoiding plagiarism, students should also begin learning how to give proper credit to the sources they use at as early an age as possible. Younger students may only be ready to learn about why it's necessary to cite their sources and the basic elements of a typical citation, whereas older students may be able to tackle all of that plus a handful of citations for different types of sources. Using one or more of the citations provided in *The World Almanac for Kids Elementary*, point out the different elements (author(s), title, copyright date, etc.) along with their proper order, followed by the proper layout and punctuation of a typical citation. OPTIONAL: Create flash cards displaying an assortment of correct and incorrect citations and have students decide if each is correct or not. Prizes may be awarded to students/teams that give the most correct responses.



**You've Got My Vote!** (Social Studies) Here's a great project idea for introducing students to the election process: Working in pairs or groups, have students use the "U.S. Presidents" topic center to research a past President and create a campaign poster highlighting some of the key facts about that President. Encourage students to use their imagination and find clever ways to use as many actual facts and accomplishments as they can to make their "candidate" seem like an excellent choice for voters who may be undecided. OPTIONAL: *The Road to the White House* handout (located in Teacher Resources)

**Come To Our Country** (Geography/Social Studies) Working alone or in pairs or groups, have students use both the "Countries of the World" and "Holiday Celebrations" topic centers to choose a country and research the history, culture, maps, flags, images, etc. of that country. After they gather this information, have students use the information to create a travel brochure encouraging people to visit the country. They should include as many fun and interesting facts about their chosen country as possible, and should list several activities tourists can participate in during various times of the year depending on when they plan on visiting.

**Come To Our State/Province** (Geography) Ask students to use "The 50 States" topic center to choose a U.S. state other than the one they live in and make a travel brochure for that state using information from *The World Almanac® for Kids Elementary*. Remind them to be sure to highlight some of the landmarks, fun facts and famous people that were born in the state as well. OPTIONAL: *Moving Across Your State* handout (Located in Teacher Resources) NOTE: Canadian students may do this project using the "Canadian Provinces & Territories" topic center and choosing a province other than the one they live in.



## Lesson and Project Ideas for Educators Using *The World Almanac*® for Kids Elementary, cont'd.

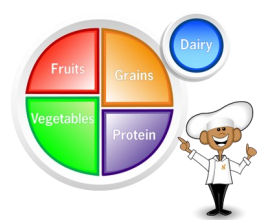
### More Lesson/Project Ideas using *The World Almanac*® for Kids Elementary

**New Animal Species** (Life Science) Assign each student or pair of students two or three of the animals listed in the “Mammals” topic center in *The World Almanac*® for Kids Elementary and ask them to write down two or three main characteristics of each one. Then, by combining these characteristics, students should create a new mammal, imagining that they “discovered” it during an expedition. Ask students to give their new mammal a name and then draw a picture of it, labeling the parts that come from each of their assigned animals. Once completed, invite students to introduce their newly discovered mammal to the class. OPTIONAL: You may also repeat this assignment using any of the following topic centers: “Birds”; “Fish & Aquatic Life”; “Reptiles & Amphibians.” NOTE: Students may also choose their own animals for this assignment but teachers may wish to limit each animal to one use only so that several students do not end up using the more popular animals.

**It's Science Fair Time!** (Science) *The World Almanac*® for Kids Elementary includes an assortment of science projects suitable for emerging young scientists. Depending on their age/grade and ability level, either invite each student to select one of the science projects based on their own interests, or assign one to each student. If students choose their own, you may wish to offer some guidance or suggestions. Provide ample time both in class and at home for students to complete their projects, reminding them to create a flat or tri-fold display board explaining what their project is all about along with designing the project itself. On “Science Fair” day, instruct students to set up their projects around the classroom, and enlist the help of other teachers in your building to serve as judges. Award a ribbon and/or small prize for first, second, and third place. Be sure to invite the other classes to come in and check out all of the great projects!



**That's So Not Fair!** (Health & Guidance) Direct students to the article “Fairness” in the “Character Building” topic center in *The World Almanac*® for Kids Elementary. As a class, read this article and discuss, among other things, the difference between fair and equal. Ask students to consider what would happen if, in each scenario presented, the person had decided to do the wrong thing instead of the right one. Finally, distribute copies of the *Choices, Choices* handout (located in “Teacher Resources”), or display it on the board or screen. Working in groups, students should discuss one of the five scenarios and propose a possible solution, which they should then share with the rest of the class. OPTIONAL: Assign the “Bonus Box” activity for homework.



**The Foods We Eat** (Health & Guidance) Divide the class into groups and assign each group one of the food group sections in the “Nutrition & Me” topic center in *The World Almanac*® for Kids Elementary. Ask each group to research their food group and then create a chart or poster identifying the following: 1) What is it (definition)? 2) What are some examples? 3) Is it mostly good or mostly bad for us? After each group has had an opportunity to present their information, distribute copies of the *Shop Healthy* (grades K-2) or *Daily Doses of Nutrition* (grades 3-5) handout, as appropriate (located in “Teacher Resources”).

### SUPPORTING A VARIETY OF INSTRUCTIONAL STRATEGIES

*The World Almanac for Kids Elementary* is an outstanding resource that supports a variety of instructional strategies and approaches: Project-Based Learning • Blended Learning • Flipped Classrooms • 1:1 Technology Initiatives



*The World Almanac for Kids Elementary* promotes **Project-Based Learning**, which invites students to work collaboratively for an extended period of time to answer a question, solve a problem, or meet a challenge in an authentic way.

**Blended Learning** provides teachers with an alternative to the traditional classroom-only approach by combining face-to-face instruction with online learning using online resources such as *The World Almanac for Kids Elementary*.



In a **Flipped Classroom** approach, teachers can use *The World Almanac for Kids Elementary* to assign articles to read, videos to watch, etc., outside the classroom, and students then bring their findings back into the classroom for further discussion.



Online resources such as *The World Almanac for Kids Elementary* support your **1:1 Technology Initiative**, which provides each student with a laptop or tablet to use for everything from classwork to homework to writing assignments and research projects.



## Lesson and Project Ideas for Educators Using *The World Almanac® for Kids Elementary*, cont'd.

### Other Lesson/Project Ideas using *The World Almanac® for Kids Elementary*

**Game On!** *The World Almanac® for Kids* database, which is designed for use by upper elementary and middle school students, includes a trivia game, but *The World Almanac® for Kids Elementary* currently does not. Here's a chance for your students to create one! Divide the class in half and have each "team" of students find fun or interesting facts in *The World Almanac® for Kids Elementary* (either in a specific subject or in multiple subject areas). Students from each team should create a trivia-like game where each team takes turns and asks questions of the opposite team. The questions can be multiple choice or open-ended, depending on the grade. Assign a point value for each question and add up the points at the end of the game to see who wins!

**That's Puzzling** Using the various crossword and word search puzzles found in *The World Almanac® for Kids Elementary* as a guide, have students work in pairs or groups to design a similar puzzle based on information found in the database, preferably information not already represented in an existing puzzle. Students may create their puzzles using pen and paper, or they may use a website such as Puzzlemaker or some other one to turn their chosen information into a puzzle. Once all puzzles have been completed, students may exchange them and challenge their classmates to complete each other's puzzles. Remind students to create an answer key for their finished puzzles!



**Capture the Flag** First, print out all of the flags found in *The World Almanac® for Kids Elementary*, preferably on card stock, but regular paper is fine if that's the only option. Once all flags have been printed, cut them apart and laminate them. After writing the name of each state/province/country on the back of each one, divide students into teams and distribute the flags evenly throughout the class. Students then take turns showing their flags to opposing teams as they try to guess the correct state/province/country represented by the flag. If students guess correctly they "capture" the flag. Play until all flags have been captured. Class points or small prizes may be awarded for the most captured flags.

### EDUCATIONAL RESOURCES AND MANAGEMENT TOOLS FOR TEACHERS

To support the lessons and project ideas included in this guide, *The World Almanac® for Kids Elementary* also includes nearly 1,000 educational resources and classroom management tools, including graphic organizers, printable handouts, class forms, science diagrams & projects, and outline maps, all of which can be found under "Teacher Resources" at the top of any page.



#### Graphic Organizers include:

- ✓ Main Idea Chart
- ✓ Two-Column Chart
- ✓ Three-Column Chart
- ✓ Venn Diagram

#### Class Forms include:

- ✓ Classroom Newsletters
- ✓ Student Awards
- ✓ Student Reading Log
- ✓ Student Progress Reports

Also included in "Teacher Resources" is the option to search by state/provincial, national, and international standards!



Educational Standards

**Your feedback is important to us!** Tell us how you like *The World Almanac® for Kids Elementary* and share with us the ways you integrate this resource into your lessons. We love to hear your feedback—either positive or negative. Please send us an email at [onlinesales@infobaselearning.com](mailto:onlinesales@infobaselearning.com) and type "World Almanac for Kids Elementary Feedback" into the Subject line of your email.